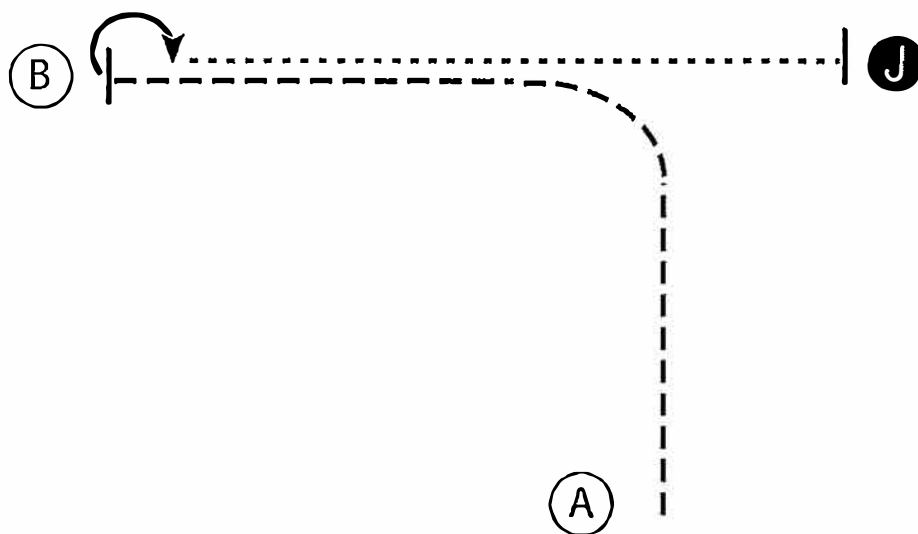


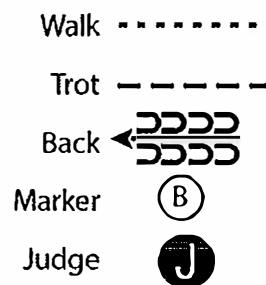
Katherine & District Show 2017  
Showmanship (ALL)  
Classes EW01, EW02, EW03, EW04, EW05

www.HorseShowPatterns.com

www.HorseShowPatterns.com



1. Trot from A to B.
2. Stop and perform a 180 degree turn.
3. Walk to Judge and set up for inspection.
4. When dismissed follow instructions of ring steward.



[S/1-11]

Pattern Provided by:  
*Teish Andrea*

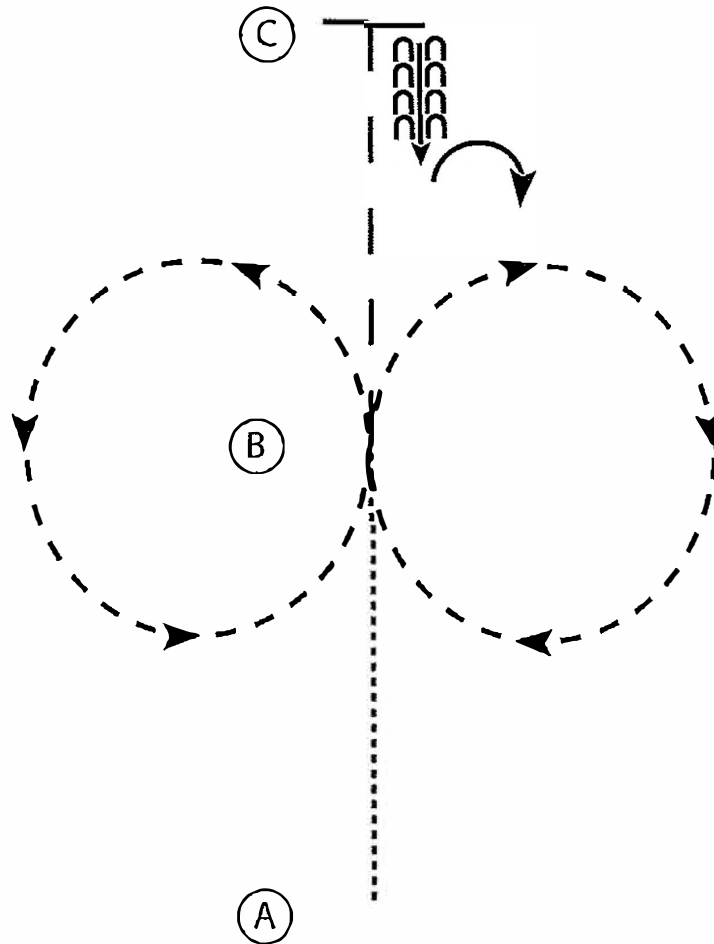
# Katherine & District Show 2017

## Hunt Seat Equitation (WALK/JOG)

### Class EW14

www.HorseShowPatterns.com

www.HorseShowPatterns.com



1. Walk A to B
2. Sitting trot circle to the right
3. Posting trot circle to the left
4. At B extend the trot to C
5. Stop at C and back 4 steps
6. Perform a 90 degree turn to the right

Walk	.....
Trot	- - - - -
Extended Trot	— — — — —
Canter	—————
Leg Yield	
Lead Change	↗ ↘
Back	←←←←
Marker	⊙ (B)
Sidepass	→ - - - - ←

[HSE/WT-1]

**Pattern Provided by:**  
*Teish Andrea*

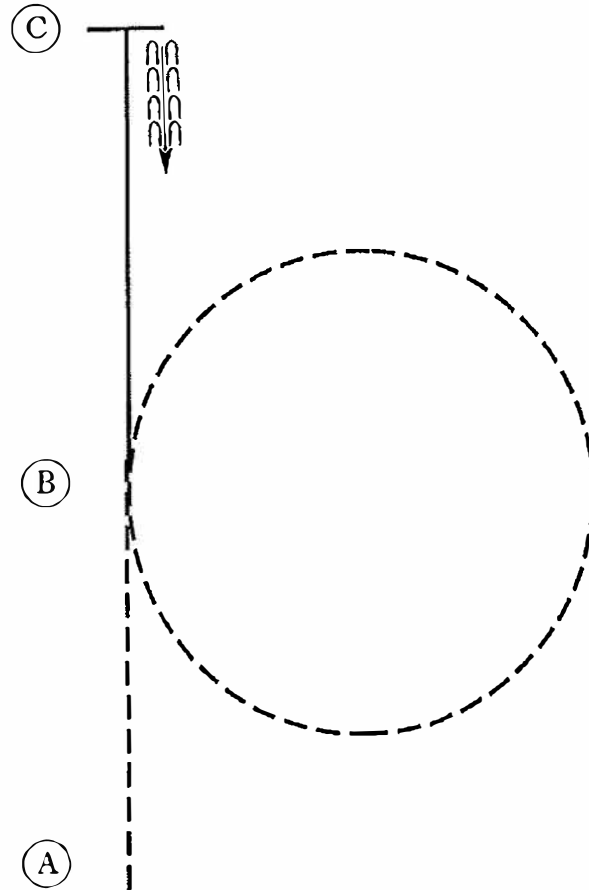
# Katherine & District Show 2017

## Hunt Seat Equitation

Classes EW15, EW16, EW17, EW18, EW19

www.horsheshowpatterns.com

www.horsheshowpatterns.com



Be ready before A.

1. Sitting trot A to B.
2. At B, posting trot circle to the right on proper diagonal.
3. At B, canter on the left lead to C.
4. Stop at C and back approximately one horse length.

Walk	.....
Trot	- - - - -
Extended Trot	— — — — —
Canter	— — — — —
Leg Yield	
Lead Change	— — — — —
Back	← ← ← ← ←
Marker	⊙
Sidepass	← ··· ··· ←
Hand Gallop	— — — — —

[HSE/1-2]

Pattern Provided by:

*Teish Andrea*

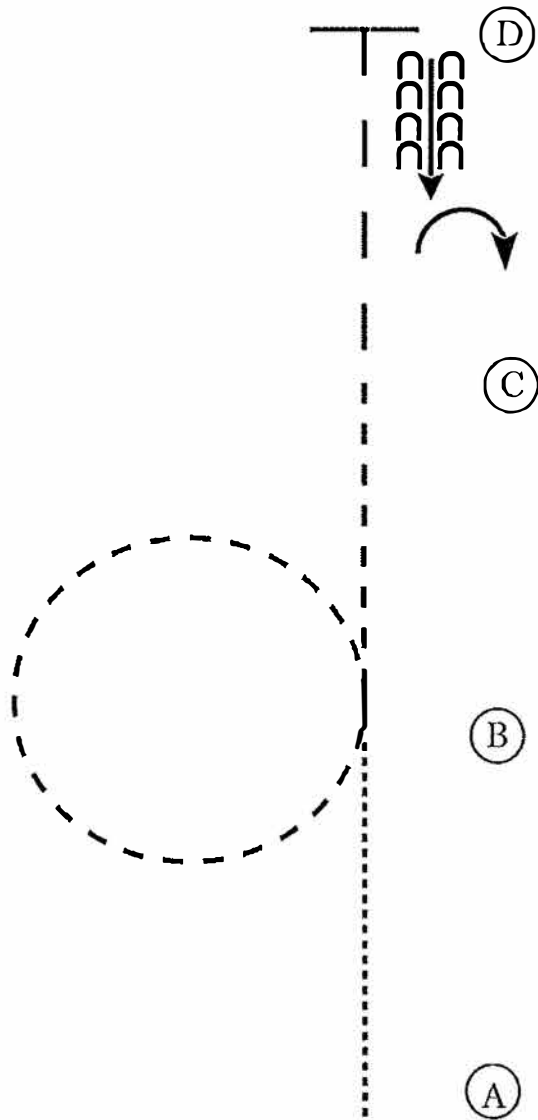
# Katherine & District Show 2017

## Western Horsemanship (WALK/JOG)

### Classes EW20, EW21

www.HorseShowPatterns.com

www.HorseShowPatterns.com



1. Walk A to B.
2. At B jog.
3. Jog a circle at B and continue to C.
4. At C extend the jog to D.
5. At D stop and back 4 steps.
6. Turn 90 degrees to the right.

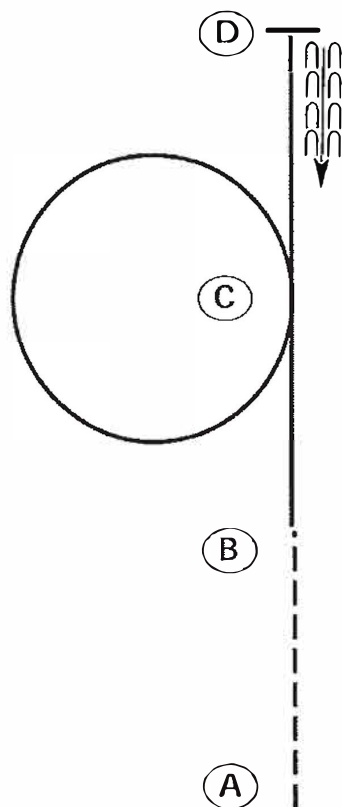
Walk	.....
Jog	-----
Extended Jog	-----
Lope	—————
Leg Yield	
Lead Change	↗↘
Back	←←←←
Marker	(B)
Sidepass	→---←

[WH/WT-11]

**Pattern Provided by:**  
*Teish Andrea*

# Katherine & District Show 2017

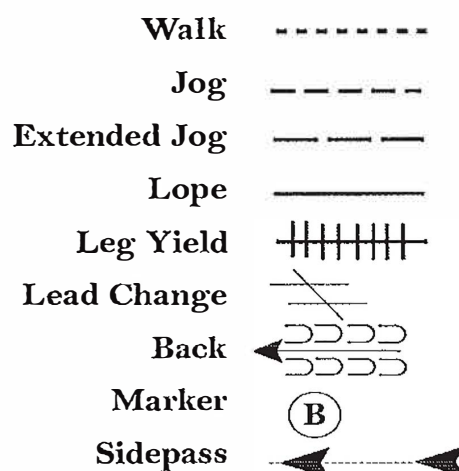
## Western Horsemanship Classes EW22, EW23, EW24, EW25



Be ready at A.

1. Jog from A to B.
2. Lope on the left lead to C and circle to the left.
3. Continue to lope to D.
4. Stop and D and back one horse length.

Retire to the rail or line up at a jog.



[WH/1-24]

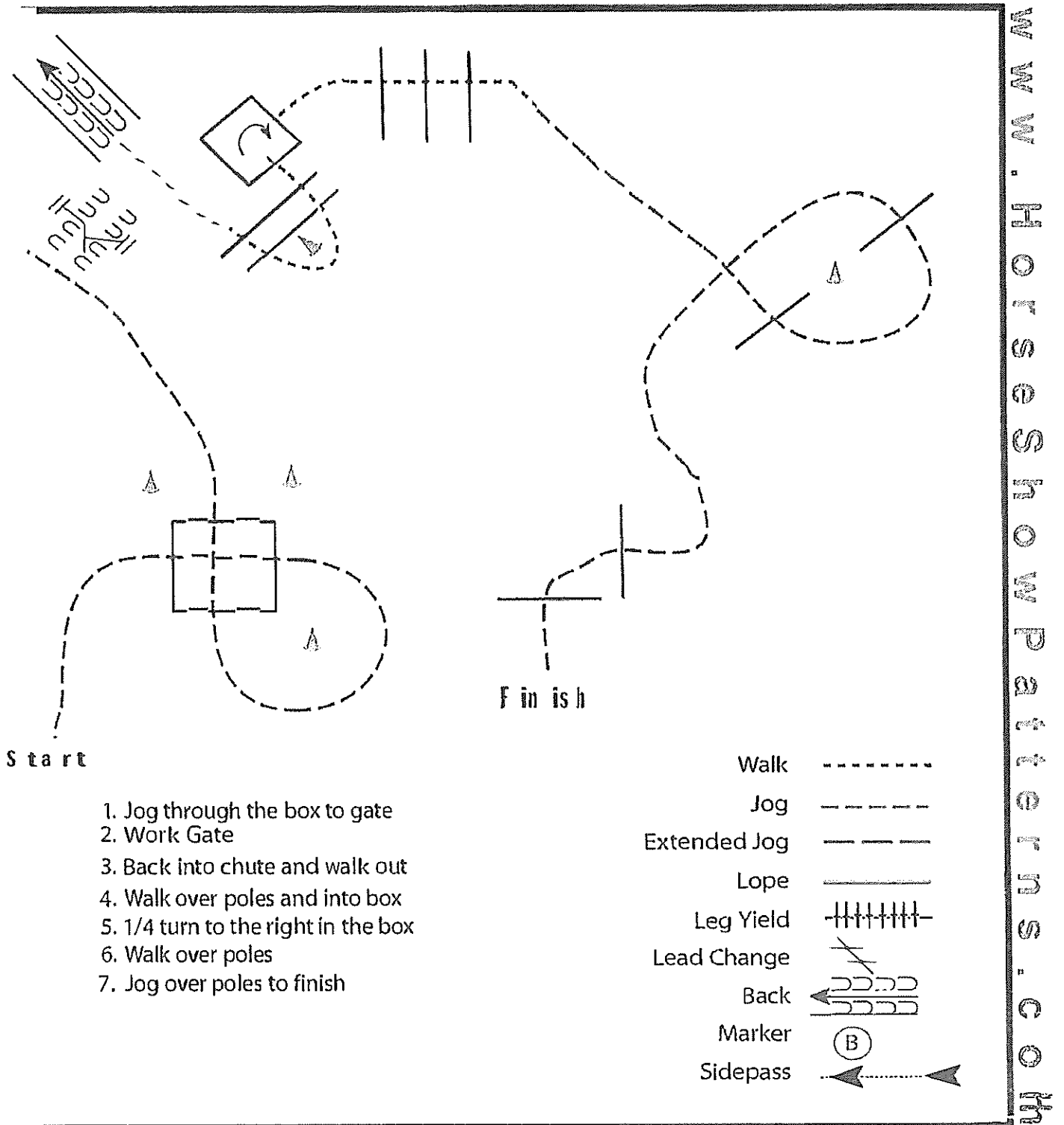
Pattern Provided by:

*Teish Andrea*

# Katherine & District Show 2017

## Western Trail (WALK/JOG)

Classes EW35, EW36



Start

Finish

1. Jog through the box to gate
2. Work Gate
3. Back into chute and walk out
4. Walk over poles and into box
5. 1/4 turn to the right in the box
6. Walk over poles
7. Jog over poles to finish

Walk	.....
Jog	-----
Extended Jog	- - - - -
Lope	—————
Leg Yield	
Lead Change	↘
Back	←←←←←
Marker	(B)
Sidepass	←·····→

www.horsheshowpatterns.com

[T/WT-11]

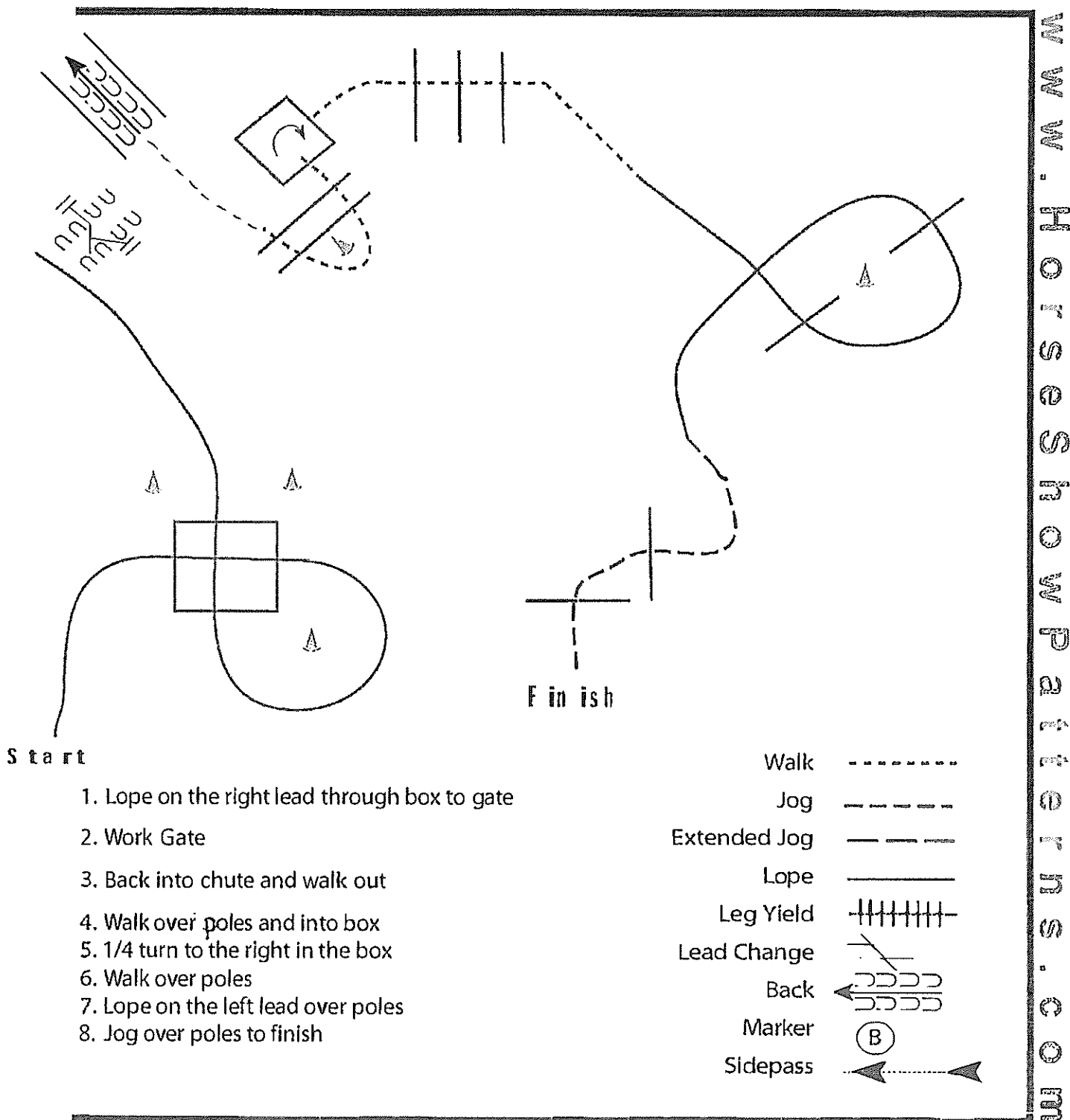
Pattern Provided by:

*Teish Andrea*

# Katherine & District Show 2017

## Western Trail

Classes EW37, EW38, EW39, EW40, EW41, EW42



www.horshowpatterns.com

[T/1-11]

Pattern Provided by:  
*Teish Andrea*